

# AC102 Series

Multipurpose Accelerometer, Top Exit 2 Pin Connector, 100 mV/g, ±10%



VIBRATION ANALYSIS HARDWARE



## Product Features

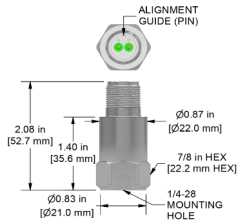
CTC's Best Selling, Multi-Purpose Sensor

- ▶ Wide frequency response range and ±80 g dynamic range enables the user to identify bearing faults at both slower and higher speeds
- ▶ -6N Integral Cable Option Features Food Safe FDA Compliant 21 CFR 177.1330 Polyolefin Heat Shrink

### AC102-1A

2 Pin Connector

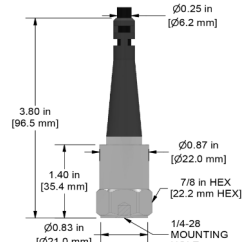
Connector Pin	Polarity
A	(+) Signal/Power
B	(-) Common



### AC102-2C

CB103 Integral Cable

Conductor	Polarity
Red	(+) Signal/Power
Black	(-) Common
Shield	Cable Drain Wire

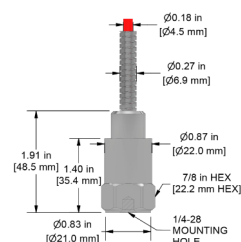


Built To Order

### AC102-3C

CB206 Armored Integral Cable

Conductor	Polarity
Red	(+) Signal/Power
Black	(-) Common
Shield	Cable Drain Wire

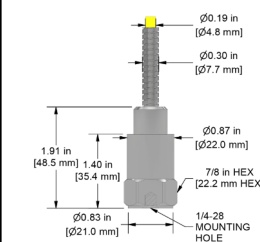


Built To Order

### AC102-6C

CB611 Heavy Duty Armored Integral Cable

Conductor	Polarity
Red	(+) Signal/Power
Black	(-) Common
Shield	Cable Drain Wire

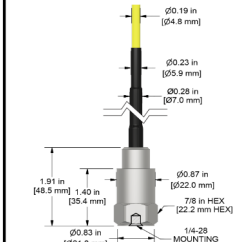


Built To Order

### AC102-6N

CB111 FEP Jacketed Integral Cable

Conductor	Polarity
Red	(+) Signal/Power
Black	(-) Common
Shield	Cable Drain Wire



Built To Order

Specifications	Standard	Metric	Specifications	Standard	Metric
Part Number	AC102	M/ or M8/AC102	<b>Environmental</b>		
Sensitivity (±10%)	100 mV/g		Operating Temperature Range	-58 to 250 °F	-50 to 121 °C
Frequency Response (±3dB)	30-810,000 CPM	0.5-13500 Hz	Maximum Shock Protection	5,000 g, peak	
Dynamic Range	± 80 g, peak *Vsource ≥ 22V, 12V Bias		Electromagnetic Sensitivity	CE	
<b>Electrical</b>			Sealing	Welded, Hermetic	
Settling Time	<2.5 seconds		Submersible Depth	200 ft.	60 m
Voltage Source	18-30 VDC		SIL Rating	SIL 2	
Constant Current Excitation	2-10 mA		<b>Physical</b>		
Spectral Noise @ 10 Hz	14 µg/√Hz		Sensing Element	PZT Ceramic	
Spectral Noise @ 100 Hz	2.3 µg/√Hz		Sensing Structure	Shear Mode	
Spectral Noise @ 1000 Hz	2 µg/√Hz		Weight	3.2 oz	90 grams
Output Impedance	<100 ohm		Case Material	316L Stainless Steel	
Bias Output Voltage	10-14 VDC		Mounting Thread	1/4-28 Blind Tapped Hole	
Case Isolation	>10 <sup>8</sup> ohm		Connector (Non-Integral)	2 Pin MIL-C-5015	
			Resonant Frequency	1,380,000 CPM	23000 Hz
			Mounting Torque	2 to 5 ft. lbs.	2.7 to 6.8 Nm
			Mounting Hardware Supplied	1/4-28 Stud	M6x1 or M8x1.25 Adapter Stud
			Calibration Certificate	CA10	

## Typical Frequency Response

